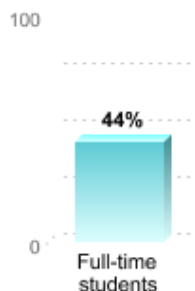


# SOUTHWESTERN CHRISTIAN UNIVERSITY RETENTION AND GRADUATION RATES as Reported by IPEDS

## First-to-Second Year Retention Rates

Retention rates measure the percentage of first-time students who are seeking bachelor's degrees who return to the institution to continue their studies the following fall.

### RETENTION RATES FOR FIRST-TIME STUDENTS PURSUING BACHELOR'S DEGREES



Percentage of Students Who Began Their Studies in Fall 2016 and Returned in Fall 2017

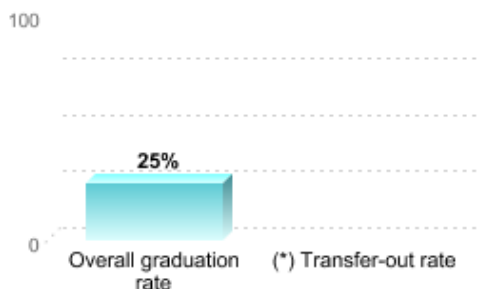
## Overall Graduation Rate

The overall graduation rate is also known as the "Student Right to Know" or IPEDS graduation rate. It tracks the progress of students who began their studies as **full-time, first-time degree- or certificate-seeking students** to see if they complete a degree or other award such as a certificate within 150% of "normal time" for completing the program in which they are enrolled.

Some institutions also report a transfer-out rate, which is the percentage of the full-time, first-time students who transferred to another institution.

Note that not all students at the institution are tracked for these rates. Students who have already attended another postsecondary institution, or who began their studies on a part-time basis, are not tracked for this rate. **At this institution, 58 percent of entering students were counted as "full-time, first-time" in 2017.**

### OVERALL GRADUATION AND TRANSFER-OUT RATES FOR STUDENTS WHO BEGAN THEIR STUDIES IN FALL 2011



Percentage of Full-time, First-Time Students Who Graduated or Transferred Out Within 150% of "Normal Time" to Completion for Their Program

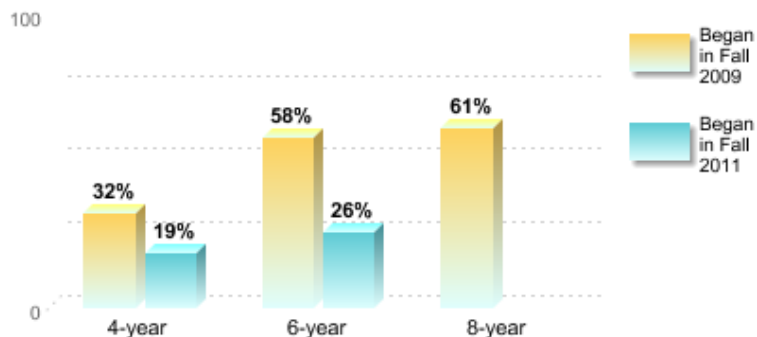
■ (\*) Not all institutions report transfer-out rates.

(\*) Not all institutions report transfer-out rates.

## Bachelor's Degree Graduation Rates

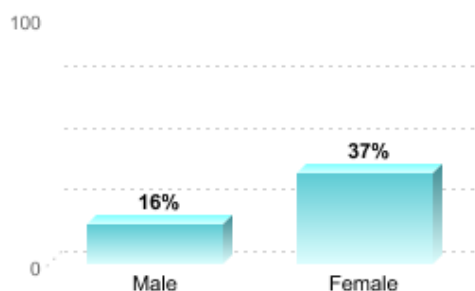
Bachelor's degree graduation rates measure the percentage of entering students beginning their studies full-time and are planning to get a bachelor's degree and who complete their degree program within a specified amount of time.

**GRADUATION RATES FOR STUDENTS PURSUING BACHELOR'S DEGREES**



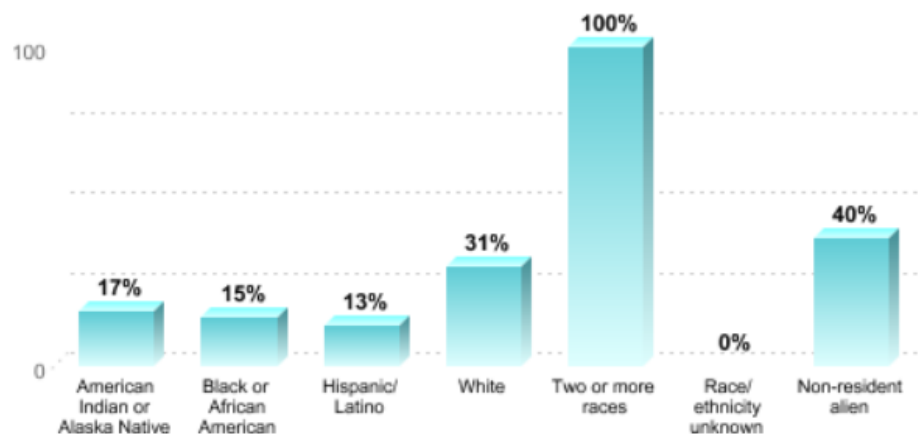
Percentage of Full-time, First-time Students Who Graduated in the Specified Amount of Time and Began in Fall 2009 or Fall 2011

**6-YEAR GRADUATION RATE BY GENDER FOR STUDENTS PURSUING BACHELOR'S DEGREES**



Percentage of Full-time, First-time Students Who Began Their Studies in Fall 2011 and Received a Degree or Award Within 150% of "Normal Time" to Completion for Their Program

**6-YEAR GRADUATION RATE BY RACE/ETHNICITY FOR STUDENTS PURSUING BACHELOR'S DEGREES**

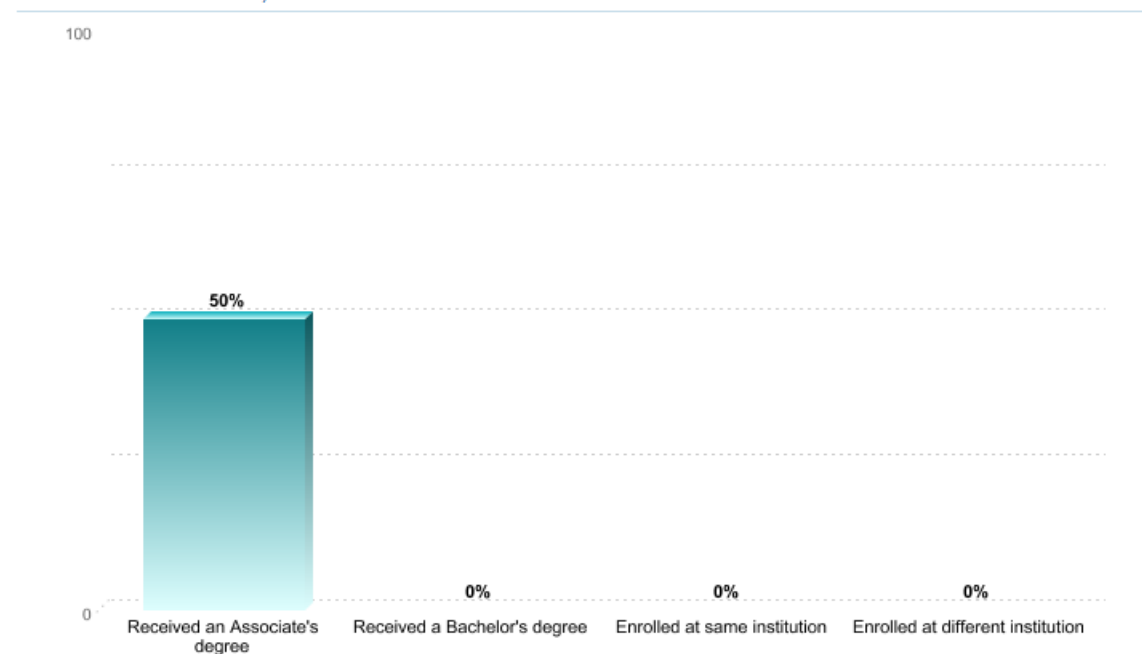
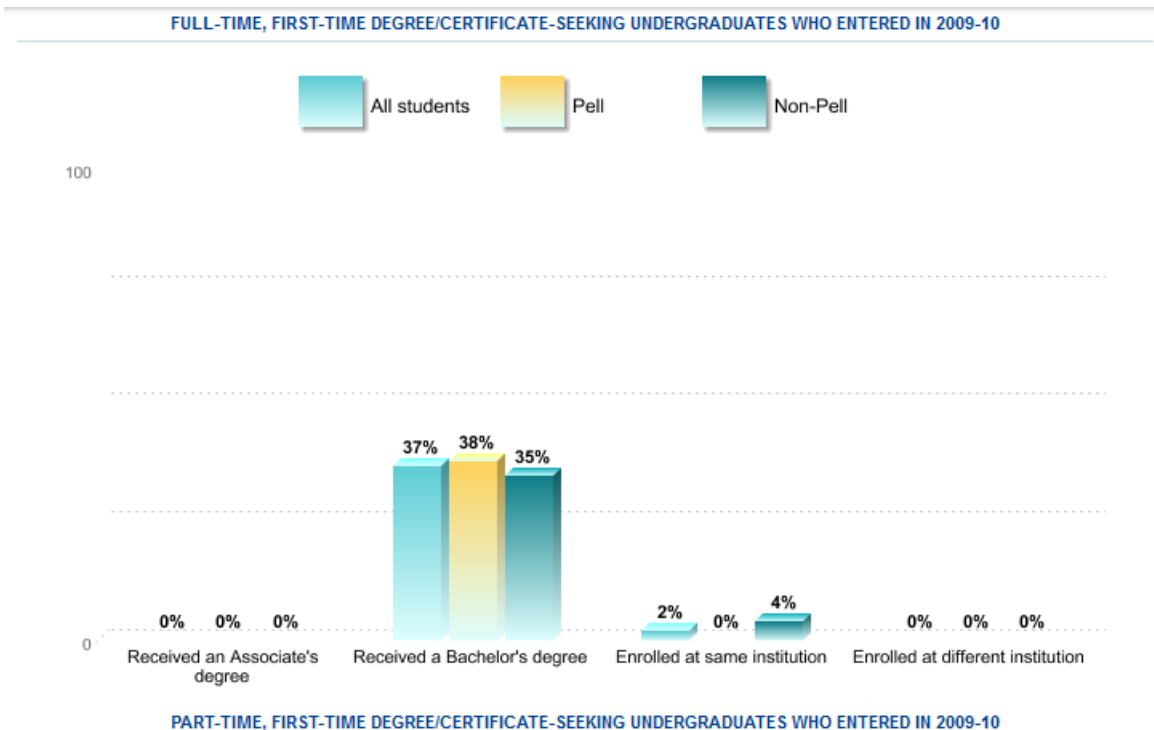


Percentage of Full-time, First-time Students Who Began Their Studies in Fall 2011 and Received a Degree or Award Within 150% of "Normal Time" to Completion for Their Program

\* - Only one student reported for "two or more Races." - Transfer-out Rates not recorded at this time.

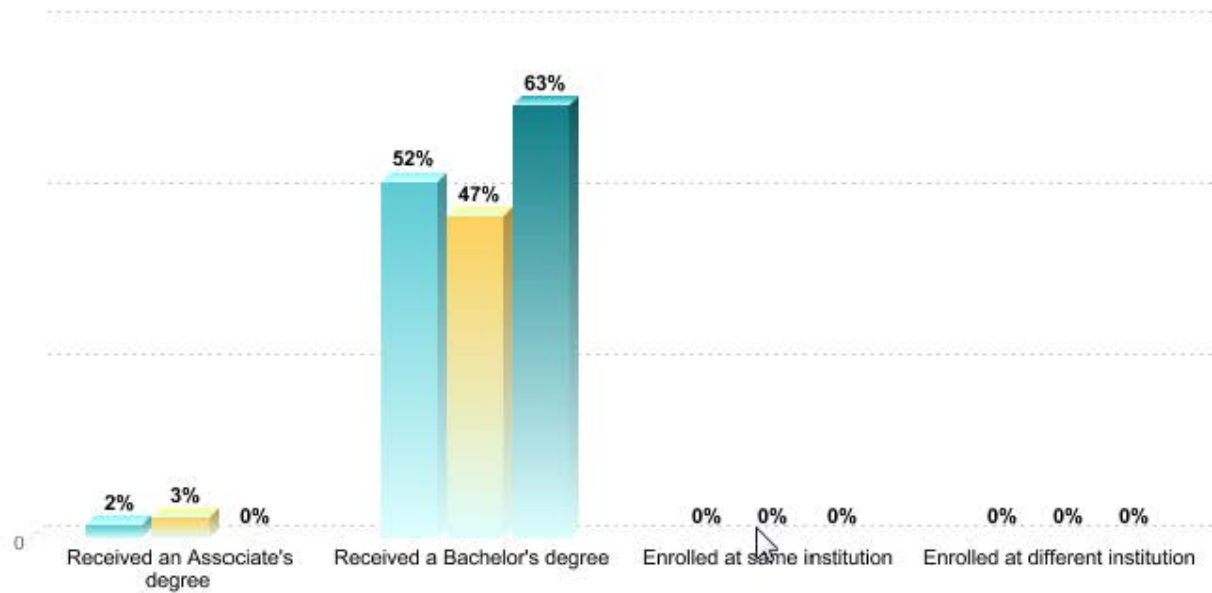
## Outcome Measures Graduation Rates

Alternative measures of student success are reported by degree-granting institutions to describe the outcomes of degree/certificate-seeking undergraduate students who are not only first-time, full-time students, but also part-time attending and non-first-time (transfer-in) students. These measures provide the 6-year and 8-year award-completion rates after entering an institution. For students who did not earn any undergraduate award after 8-years of entry, the enrollment statuses are reported as either still enrolled at the institution, subsequently transferred out of the institution, or status unknown. Unlike the Graduation Rates data, all reporting institutions must report on their transfer outs regardless if the institution has a mission that provides substantial transfer preparation.



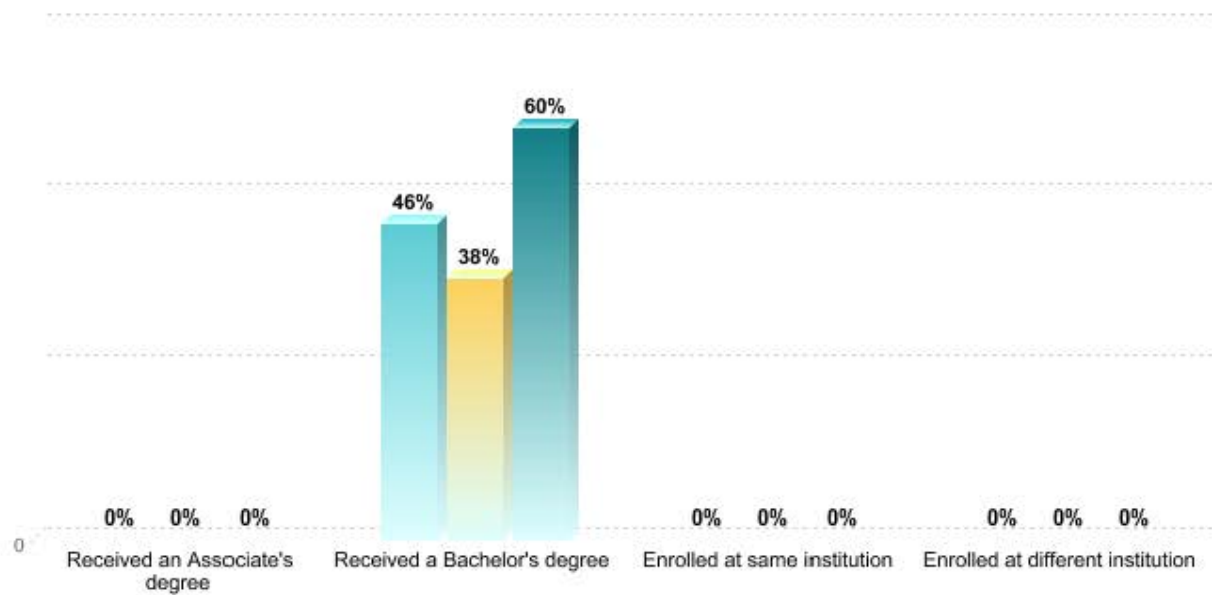
# FULL-TIME, NON-FIRST-TIME DEGREE/CERTIFICATE-SEEKING UNDERGRADUATES WHO ENTERED IN 2009-10

100



## PART-TIME, NON-FIRST-TIME DEGREE/CERTIFICATE-SEEKING UNDERGRADUATES WHO ENTERED IN 2009-10

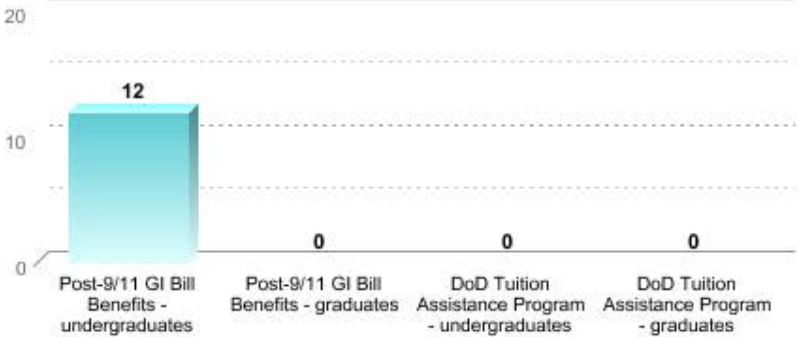
100



Services and Programs for Servicemembers and Veterans  
Yellow Ribbon Program (officially known as Post-9/11 GI Bill, Yellow Ribbon Program)  
Credit for military training

EDUCATIONAL BENEFITS, 2016-2017

NUMBER OF STUDENTS RECEIVING BENEFIT S/ASSISTANCE



AVERAGE AMOUNT OF BENEFIT S/ASSISTANCE AWARDED THROUGH THE INSTITUTION

